

FX15WT

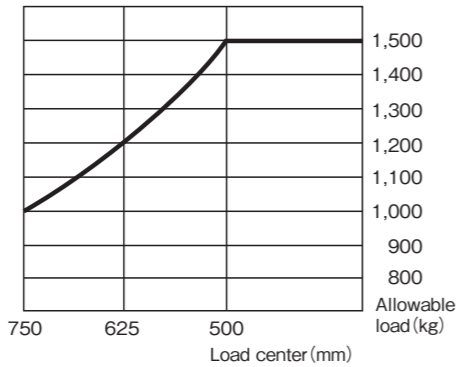
Achieves overwhelming compactness among the same size as other brand models. In addition this is a high power type that has a full range equipment such as power steering and turning speed control function.

- Electric travel
- Electric lift
- Loading 1500Kg




Maximum load	kg	1500
Load center LC	mm	500
Lifting height FH	mm	35~2500
Backward tilt angle θ	deg	5
Lifting speed	Laden mm/sec	60
	Unladen mm/sec	140
Driving speed	Laden km/h	3.2
	Unladen km/h	3.8
Minimum turning radius R	mm	1380
Overall length L	mm	2580
Overall width W	mm	890
Overall height H	mm	1825
全高(フォーク最上位) CH	mm	3055
Wheelbase WB	mm	1120
Fork length FL	mm	1070
Fork overall width FW	mm	630~270
Single fork width F	mm	100
Weight	kg	1800
Drive wheel	mm	$\phi 245 \times 100$ (Made of urethane)1個
Load wheel	mm	$\phi 150 \times 80$ (Made of urethane)2個
Battery voltage	V	24
Battery capacity	Ah/5HR	201
Charger		Stationary Automatic Type
Drive Motor	W	1700
Drive control		AC control
Hydraulic Motor	W	2200
Hydraulic control	W	Knob type chopper control
Perpendicular Stowage Passage (when using 1100x1100mm pallet)	mm	2900

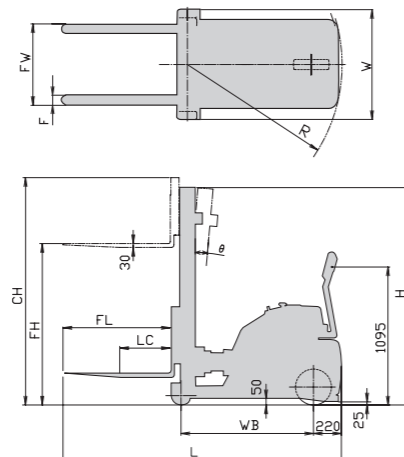
Load curve



All models have rubber skirts
Preventing pinching of the feet under the truck body.



テイルト機能 原稿未入
落下を防ぐために少し後傾させて走行できます。



Pinch accident prevention switch

Pinch accident prevention switch reverses the direction of travel if the operator pushes it during travel.



Pinch accident prevention switch

Accelerator knob
Controlling operation speed depending on the angle of accelerator knob shifts stepless.

Tilt lever

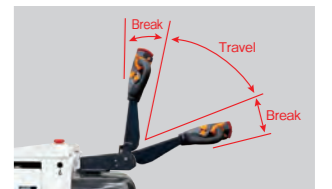
Horn

Lever for ascending and descending fork

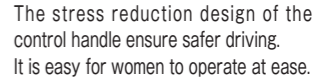
Easy control with centralized control handle



Hour meter / Battery indicator



Emergency stop button




Handle design for ease of use

The stress reduction design of the control handle ensure safer driving. It is easy for women to operate at ease.

Point! Improved workability in narrow spaces.

Since you can operate in low speed with steering wheel upright, you can change direction with a small turning radius even in a narrow place.



If you turn the accelerator knob with pressing the break release button, you can operate at low speed.



Break release button



AC motor drive system

Since this motor does not use a motor brush this motor can be used almost maintenance free. In addition, the number of contactors is reduced and there is no operating noise during traveling. The control is also wide-ranging, and the performance feeling is improved almost stepless.

Option

- Chime for forwarding
- Carrier edge size expandable
- Back buzzer
- Fork extension sleeve
- Fork extension sleeve